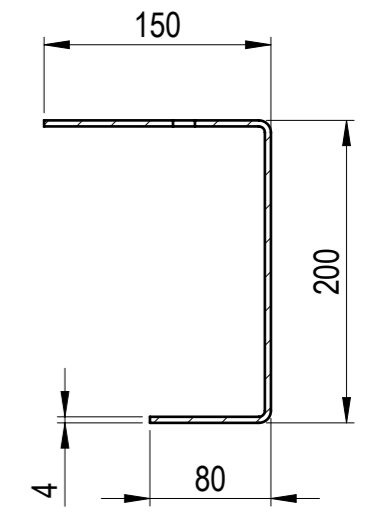
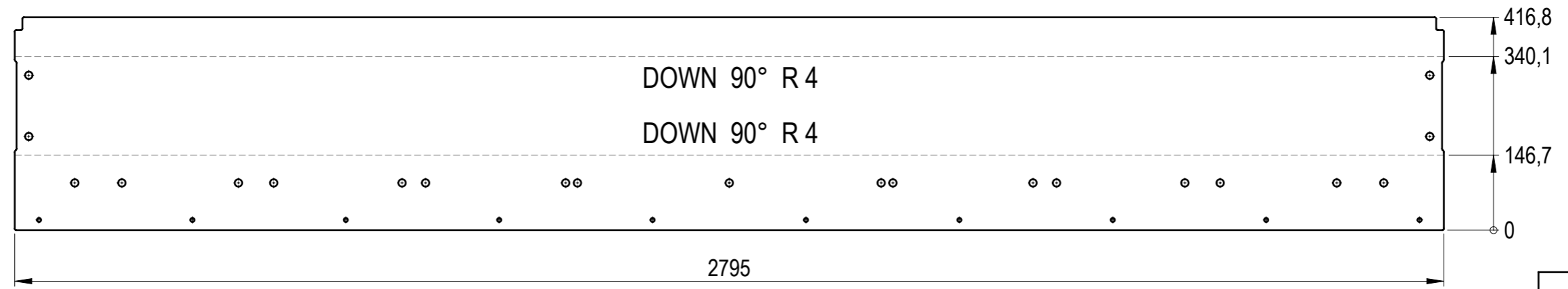


SECTION A-A
SCALE 1 : 5

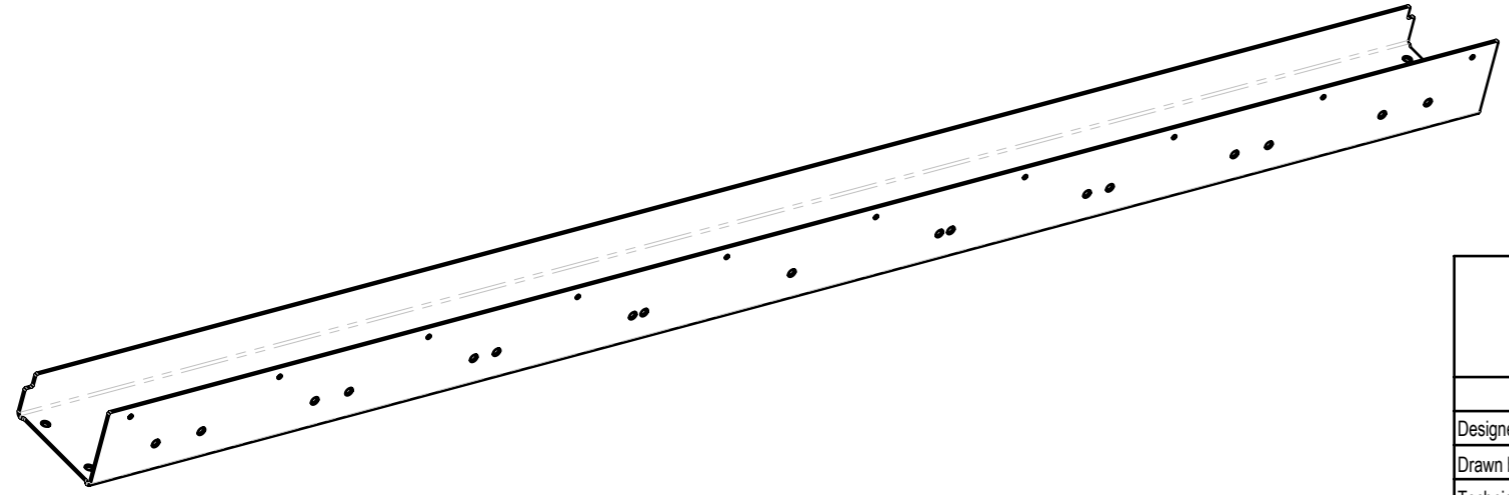


Flat Pattern view
SCALE: 1:10



SHEET METAL INFORMATION	
Length, mm	2795
Width, mm	416.8
Thickness, mm	4
Inside Bend Radius, mm	4
K-Factor	0.5
No. of Bends	2

Other dimensions from .DXF file



WEMPS ENGINEERING SERVICES		MATERIAL	WEIGHT	DEBURR AND BREAK SHARP EDGES	REVISION	DATE
		S355J2	36.165 Kg	DO NOT SCALE DRAWING		14.04.2025
		SURFACE PROTECTION	MACHINING	THERMAL CUTTING	WELDING	SCALE
		HDG EN ISO 1461	ISO 2768 mK	ISO 9013 441	ISO 13920 BF	1:10
		PART NO.				FORMAT
		105-06000-02				A3
Designed by	E. Kamols	DESCRIPTION				
Drawn by	E. Kriviss	Exit zone top support plate				
Technical ref.						
						SHEET 1/1